

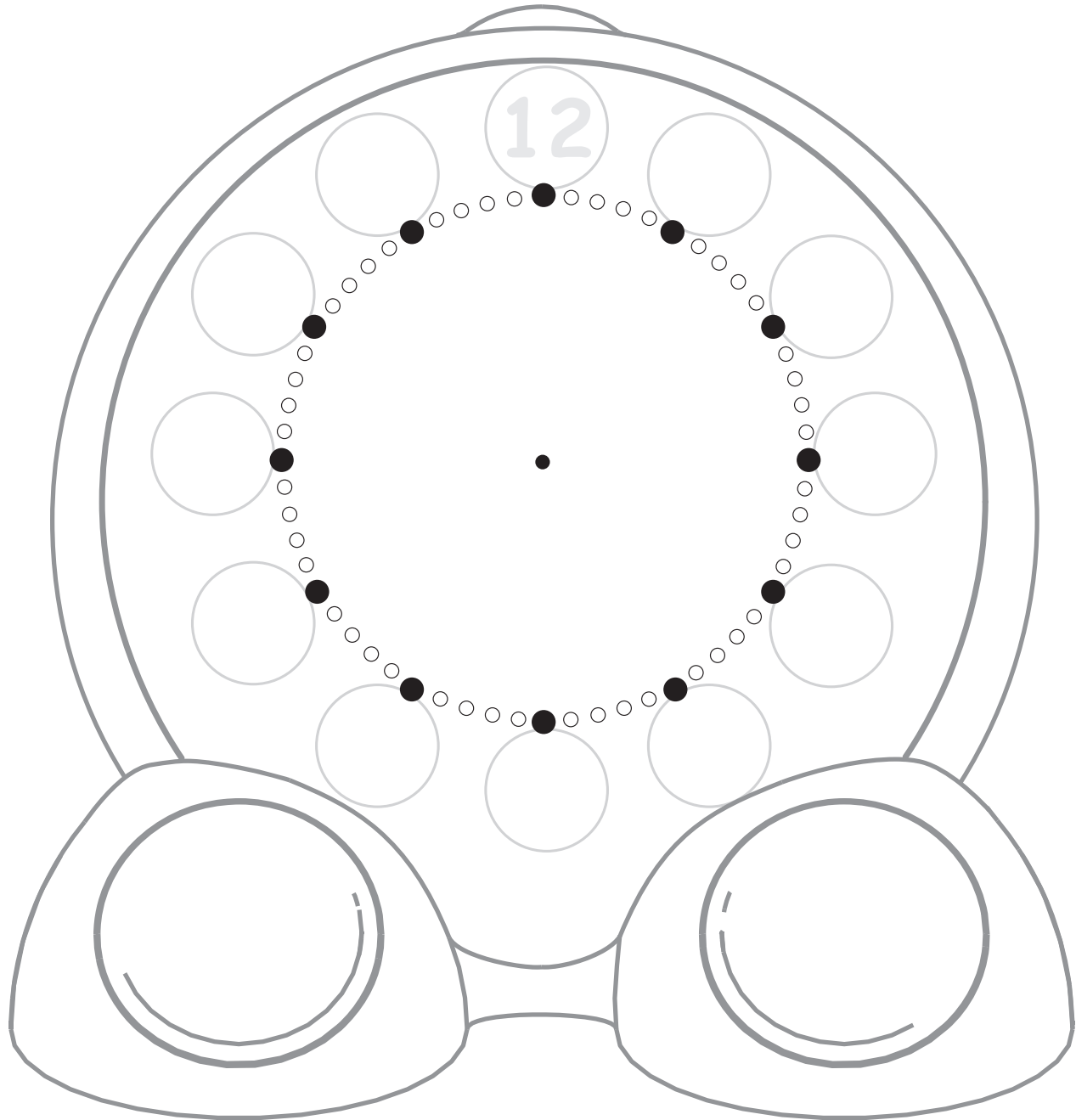
**Teach
Me Time!**

Make your own clock!

level
1

Name _____ Age _____ Date _____

Let's learn the basics of telling time. Fill in the numbers in the circles below and color in the minute hand and hour hand. Cut the hands out (with an adult) and place them on the clock face to show different times.



Cut on the dotted line.

The Minute hand
is the long hand.
Color it green.



The Hour hand is
the short hand.
Color it red.









**Teach
Me Time!**

Match the clocks

level
2

Name _____ Age _____ Date _____

There are two types of clocks - analog clocks that use hands to display time and digital clocks that display the time as numbers. Match the analog clock with the digital clock that shows the same time.






What time is it?




Name _____ Age _____ Date _____


Let's practice telling time in hours, half hours, and quarter hours. Look at each clock below, read the analog time on the clock face and write the digital time in the space underneath.




3:00




:




:




:




:




:



:



:



:
