

HAMMOCK CEILING MOUNT



WARNING

ENSURE SCREW IS FIRMLY ATTACHED INTO A MINIMUM OF 2 INCHES (50mm) OF A SOLID WOODEN BEAM.

CHECK ALL CLIPS AND HOOKS ARE CLOSED AND SECURE.

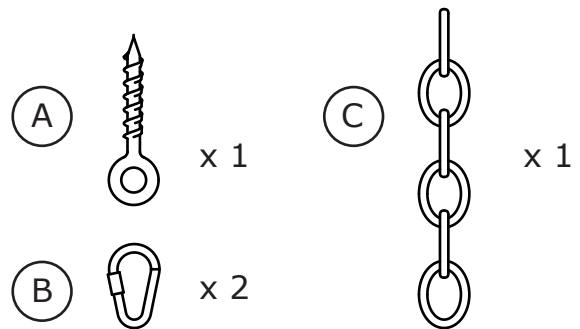
USE ONLY PRODUCTS AND REPLACEMENT PARTS APPROVED BY HUSHAMOK

DO NOT EXCEED MAXIMUM WEIGHT OF THE HAMMOCK (22 POUNDS OR 10KGS)

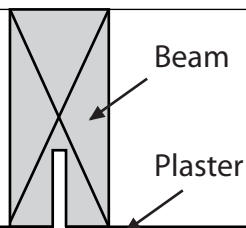
THE CEILING MOUNT IS FOR THE HAMMOCK ONLY (MYSEAT MUST BE USED WITH A STAND)

TEST THAT HOOK INSTALLATION CAN HOLD BABY'S WEIGHT - IF UNSURE CONSULT A BUILDING PROFESSIONAL

PACK CONTENTS:

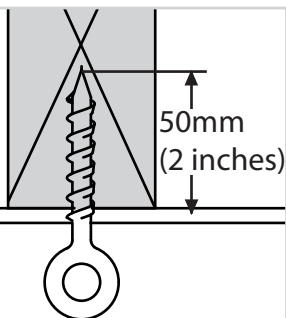


1



Drill 8mm ($\frac{1}{8}$ inch) diameter hole in wooden ceiling beam

2



Screw Eyebolt A 50mm (2 inches) into the beam

3

Assemble components A, B and C as shown below

